

autos

Autogenerated data summary from dataMaid

2018-10-01 23:45:49

Data report overview

The dataset examined has the following dimensions:

Feature	Result
Number of observations	74
Number of variables	12

0:1

Checks performed

The following variable checks were performed, depending on the data type of each variable:

	character	factor	labelled	numeric	integer	logical	Date
Identify miscoded missing values	×	×	×	×	×		×
Identify prefixed and suffixed whitespace	×	×	×				
Identify levels with < 6 obs.	×	×	×				
Identify case issues	×	×	×				
Identify misclassified numeric or integer variables	×	×	×				
Identify outliers				×	×		×

Please note that all numerical values in the following have been rounded to 2 decimals.

Codebook summary table

Label	Variable	Class	# unique values	Missing	Description
	make	character	74	0.00 %	
	price	integer	74	0.00 %	
	mpg	integer	21	0.00 %	
	rep78	integer	6	6.76 %	
	headroom	numeric	8	0.00 %	
	trunk	integer	18	0.00 %	
	weight	integer	64	0.00 %	
	length	integer	47	0.00 %	
	turn	integer	18	0.00 %	
	displacement	integer	31	0.00 %	

Label	Variable	Class	# unique values	Missing	Description
	gear_ratio	numeric	36	0.00 %	
	foreign	factor	2	0.00 %	

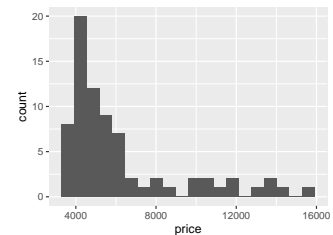
Variable list

make

- The variable is a key (distinct values for each observation).

price

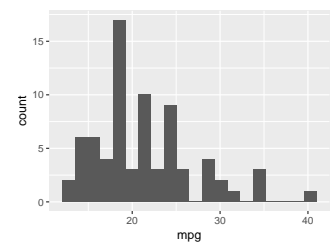
Feature	Result
Variable type	integer
Number of missing obs.	0 (0 %)
Number of unique values	74
Median	5006.5
1st and 3rd quartiles	4220.25; 6332.25
Min. and max.	3291; 15906



- Note that the following possible outlier values were detected: "3291", "3299", "3667".

mpg

Feature	Result
Variable type	integer
Number of missing obs.	0 (0 %)
Number of unique values	21
Median	20
1st and 3rd quartiles	18; 24.75
Min. and max.	12; 41

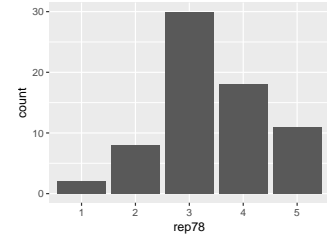


- Note that the following possible outlier values were detected: "12", "14".

rep78

- Note that this variable is treated as a factor variable below, as it only takes a few unique values.

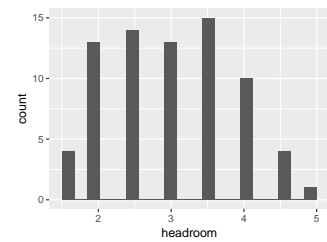
Feature	Result
Variable type	integer
Number of missing obs.	5 (6.76 %)
Number of unique values	5
Mode	"3"



- Note that the following levels have at most five observations: "1".

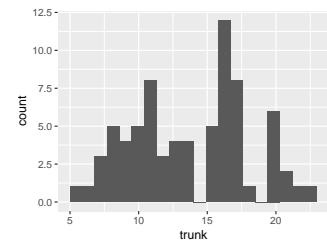
headroom

Feature	Result
Variable type	numeric
Number of missing obs.	0 (0 %)
Number of unique values	8
Median	3
1st and 3rd quartiles	2.5; 3.5
Min. and max.	1.5; 5



trunk

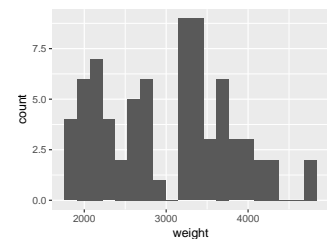
Feature	Result
Variable type	integer
Number of missing obs.	0 (0 %)
Number of unique values	18
Median	14
1st and 3rd quartiles	10.25; 16.75
Min. and max.	5; 23



- Note that the following possible outlier values were detected: "23".

weight

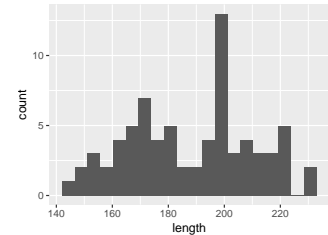
Feature	Result
Variable type	integer
Number of missing obs.	0 (0 %)
Number of unique values	64
Median	3190
1st and 3rd quartiles	2250; 3600
Min. and max.	1760; 4840



- Note that the following possible outlier values were detected: "4130", "4290", "4330", "4720", "4840".

length

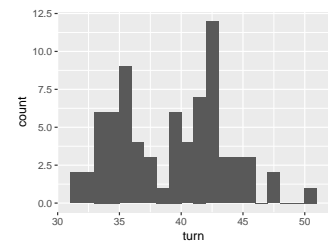
Feature	Result
Variable type	integer
Number of missing obs.	0 (0 %)
Number of unique values	47
Median	192.5
1st and 3rd quartiles	170; 203.75
Min. and max.	142; 233



- Note that the following possible outlier values were detected: "220", "221", "222", "230", "233".

turn

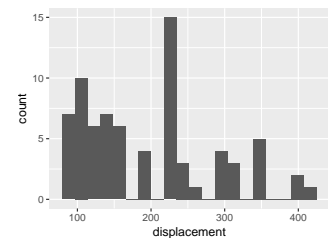
Feature	Result
Variable type	integer
Number of missing obs.	0 (0 %)
Number of unique values	18
Median	40
1st and 3rd quartiles	36; 43
Min. and max.	31; 51



- Note that the following possible outlier values were detected: "51".

displacement

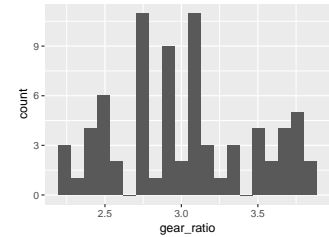
Feature	Result
Variable type	integer
Number of missing obs.	0 (0 %)
Number of unique values	31
Median	196
1st and 3rd quartiles	119; 245.25
Min. and max.	79; 425



- Note that the following possible outlier values were detected: "400", "425".

gear_ratio

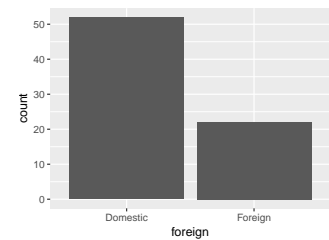
Feature	Result
Variable type	numeric
Number of missing obs.	0 (0 %)
Number of unique values	36
Median	2.96
1st and 3rd quartiles	2.73; 3.35
Min. and max.	2.19; 3.89



- Note that the following possible outlier values were detected: "2.19", "2.24", "2.26", "2.28".

foreign

Feature	Result
Variable type	factor
Number of missing obs.	0 (0 %)
Number of unique values	2
Mode	"Domestic"



Report generation information:

- Created by Lars Vilhuber (username: vilhuber).
- Report creation time: Mon Oct 01 2018 23:45:49
- Report Was run from directory: /tmp/aea-de-guidance/code
- dataMaid v1.1.2 [Pkg: 2018-05-03 from CRAN (R 3.5.1)]
- R version 3.5.1 (2018-07-02).
- Platform: x86_64-suse-linux-gnu (64-bit)(openSUSE Leap 42.3).
- Function call: makeDataReport(data = autos, file = "codebook_autos.Rmd", replace = TRUE, openResult = FALSE, codebook = TRUE)